

PUBLIC SAFETY COORDINATING COUNCIL

AGENDA

FOR

Meeting on Tuesday, July 16, 2024
4:00 P.M. – 5:00 P.M.

- I. Approval of May 21, 2024, Meeting Minutes – Chairman Proctor
- II. LCDF Population Updates and Discussion – Asst. Sheriff Google, Leon County Sheriff's Office
- III. FY 2023/2024 Funding Recommendation – Teresa Broxton, Director, OIDA
- IV. Memorandum of Agreement Between the United States of America and the Florida State Attorney's Office, Second Judicial Circuit Department of Justice Number 171-17-39 – Commissioner Proctor
- V. Court Administration Reports – Ina Hawkins, Detention Review Coordinator
- VI. Electronic Monitoring Reports – Kimberly Holland, Coordinator, IDA
- VII. Other Business:
 - Rescheduling the September meeting to September 10, 2024, due to conflict with Commission meeting.
 - Council on the Status of Men and Boys Presentation – Royle King during the September 10, 2024 meeting.

Next Meeting: *September 10, 2024*

4:00 PM

Commission Chambers, 5th Floor, Leon County Courthouse

Public Safety Coordinating Council

May 21, 2024, Meeting Minutes

Council Members (or designee) in Attendance:

Commissioner Bill Proctor	County Commission
Judge Augustus Aikens	Judiciary
Asst. Sheriff Brice Google	Leon County Sheriff's Office
Jessica Yeary	Public Defender's Office
Brylan Jacobs	Florida Department of Corrections
Owen McCaul	State Attorney's Office
Anne Meisenzahl	Big Bend AFTER Reentry Coalition
Kristen Dobson	NAMI Tallahassee
Rebecca Kelly-Manders	ReFire Culinary
Teresa Broxton	Office of Intervention and Detention Alternatives

Council Members Not in Attendance:

Kelli Mercer	HCA Healthcare (Behavioral Health)
--------------	------------------------------------

Also, in attendance:

Chief Mack	Leon County Sheriff's Office
John Knowles	Public Defender's Office
Bradley Janowski	Leon County Sheriff's Office (Reentry & Inmate Programs)
Johnthan Godwin	WAAWN
Clayton Oliver	WAAWN
Amanda Chandler	Apalachee Center, Inc.
Kimberly Holland	Office of Intervention and Detention Alternatives

The meeting was called to order at 4:00 PM

Issues Discussed

I. Approval of the April 16, 2024, Meeting Minutes

Owen McCaul moved to approve the minutes from the April 16, 2024, meeting; seconded by Brylan Jacobs.

The motion passed 10-0.

II. Leon County Detention Facility Population Updates and Discussion - Asst. Sheriff Brice Google, Leon County Sheriff's Office

Chief Mack presented the Leon County Detention Facility (LCDF) Status Report for 5/21/2024 (Attachment #1). He reported that the LCDF population was 889 as of 5/21/2024.

Commissioner Proctor commented on defendants remaining in custody with set bond amounts and that he thought the goal of reducing the detention facility population to 850 is related to this issue. He inquired if the average number of days reflected on the table referencing bond amounts was how long it took for the defendant to post bond. Chief Mack explained that the average number of days is how long the defendant has been in custody. Commissioner Proctor stated that approximately 100 people are in custody because they have not posted the set bond and inquired of Vice Chair McCaul's thoughts on identifying an instrument to assist individuals with posting bond and being released from custody. Vice Chair McCaul stated that the Tallahassee Bail Fund assists eligible defendants with posting bonds.

Ms. Broxton stated that she is researching what other communities are doing to assist indigent defendants with posting bond to include charitable bail fund programs receiving public funds and will present that at the June 25th meeting.

Commissioner Proctor commented that the detention facility falling below 900 is unprecedented and inquired as to what is contributing to the declining population numbers. Chief Mack responded the Courts have been processing cases resulting in a steady decline of the detention facility's population over the past 10 months or so.

Ms. Meisenzahl stated that she is excited to determine whether County funds can be used to support the Tallahassee Bail Fund as money is sometimes the only obstacle to individuals being released from custody. Additionally, the Tallahassee Bail Fund will assist the individuals appearing at future court dates and meeting their individual needs while in the community.

Ms. Broxton explained that the Workgroup is close to finalizing the recommendations for the FY 2023/2024 allocation which will likely be on the agenda for the June meeting. The PSCC can then begin the process of identifying a recommendation to the Board for the FY 24/25 allocation which will be available October 1, 2024, contingent on the Board's approval. Commissioner Proctor

commented on looking at grants to support initiatives in reducing the detention facility's population and assisting indigent individuals with posting bond.

- III. Leon County Community Safety and Engagement Action Plan Discussion - Commissioner Proctor
Ms. Broxton shared that following Dr. Nelson's presentation of the Action Plan at the March 26, 2024, meeting, the Council approved this as a standing discussion item at future meetings to review, identify, and coordinate with partner agencies for implementation of recommendations.

Ms. Broxton shared that she has contacted Royle King, Director of The Council on the Status of Men and Boys (CSMB). Mr. King is out of the office until June 3rd, but she will follow up upon his return to schedule his attendance at either the June or July meeting to present the initiatives and program activities of the CSMB.

- IV. Court Administration Reports - Ina Hawkins, Detention Review Coordinator

The Criminal Case Management Unit's Monthly Report for May 21, 2024 was distributed to the Council for review and provided in the meeting minutes as Attachment #2.

Commissioner Proctor reflected on the number of individuals identified as having mental conditions and/or diagnoses who remain in custody and their ability to understand the process of posting bond to be released. He asked Ms. Yeary if individuals are provided instructions on the process after the courts have set a bond on their case. Ms. Yeary advised that the Public Defender's Office typically speaks with their clients within 48 hours to let them know what steps to take for release. Ms. Broxton asked Ms. Yeary if she could share the steps her office takes if the defendant indicates that they cannot afford to post the bond. Ms. Yeary stated that their attorneys file a motion to reduce the bond amount and/or file a motion for Supervised Pretrial Release relatively quickly.

Commissioner Proctor inquired if mental health was a special category because the report reflects cases set for MH court dates. Ms. Broxton explained that the Leon County Courts operate a misdemeanor mental health docket for defendants with eligible mental health diagnoses. The Council discussed the differences between a mental health court and docket and the services provided through multi-disciplinary stakeholders participating in court activities related to defendants with mental health diagnoses.

- V. Electronic Monitoring Reports - Teresa Broxton, IDA Director

Ms. Holland presented the Electronic Monitoring Program Report for April 2024 (Attachment #3). Ms. Broxton stated that the Office of Intervention and Detention Alternatives is experiencing a slight increase in the number of individuals released on GPS which is a tool available as an alternative to pre-sentence and post-sentence incarceration.

Commissioner Proctor commented that GPS and assisting individuals in posting bonds appear to be significant contributors in reducing the detention facility population and inquired as to what we would need to occur to increase the utilization of GPS monitoring. Judge Aikens explained that there are multiple factors such as the defendant's compliance, the nature of the crime, etc. when

determining if GPS monitoring is a viable release option. Commissioner Proctor inquired of the success rate for defendants released on GPS monitoring. Ms. Broxton shared that at present, approximately 50% of electronic monitoring defendants are returned to custody for technical violations or new arrests. Ms. Broxton shared that defendants who are least successful on GPS monitoring are those with mental health diagnoses and/or are experiencing homelessness. Ms. Broxton shared that OIDA staff works diligently with the defendants to identify solutions to address any barriers for them to remain in compliance and avoid violations being submitted to the courts while maintaining victim and public safety.

VI. Other Business:

Next Meeting: June 25, 2024

4:00 PM

Commission Chambers, 5th Floor, Leon County Courthouse

DRAFT

Public Safety Coordinating Council

Leon County Detention Facility

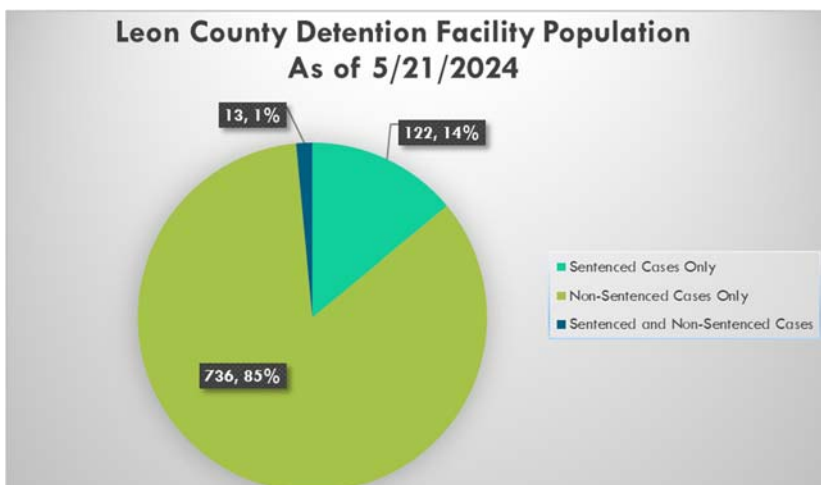
Status Report for 5/21/2024

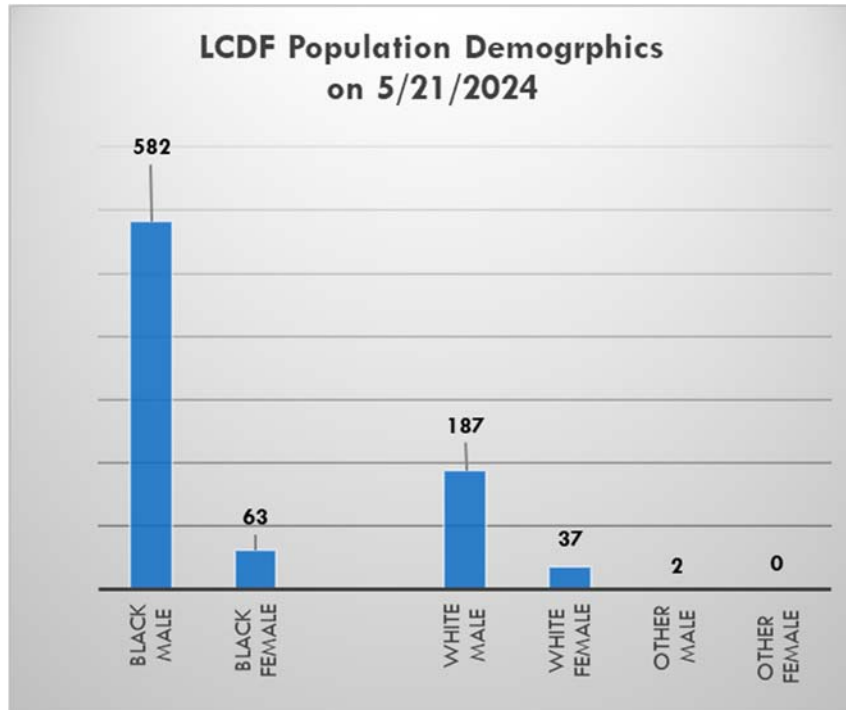


Current LCDF Population = 889

LCDF Population for Leon County Cases: 871

LCDF Total Population	
Sentenced Cases Only	122
Non-Sentenced Cases Only	736
Sentenced and Non-Sentenced Cases	13



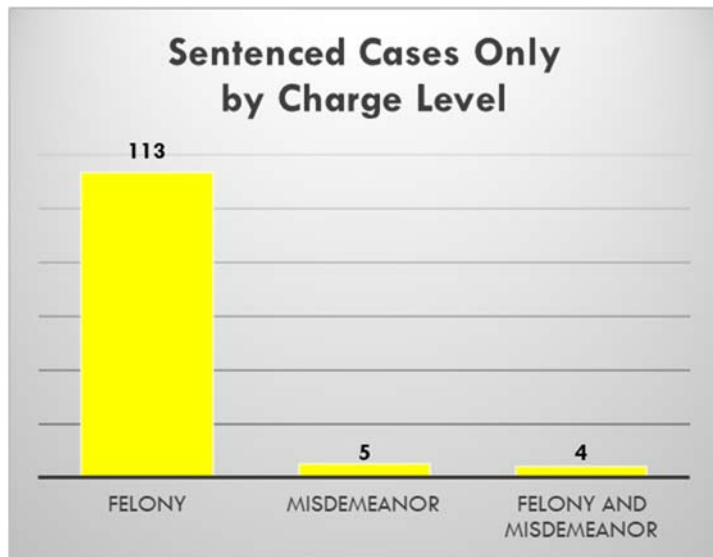


Males				
Age Group	White	Black	Oriental/ Asian	American Indian
Juveniles	0	6	0	0
18-29	42	225	0	1
30-39	68	185	1	0
40-49	46	103	0	0
50-59	25	52	0	0
GT 59	14	27	0	0
Totals	195	598	1	1

Females				
Age Group	White	Black	Oriental/ Asian	American Indian
Juveniles	0	0	0	0
18-29	6	14	0	0
30-39	19	23	0	0
40-49	7	17	0	0
50-59	4	7	0	0
GT 59	3	3	0	0
Totals	39	64	0	0

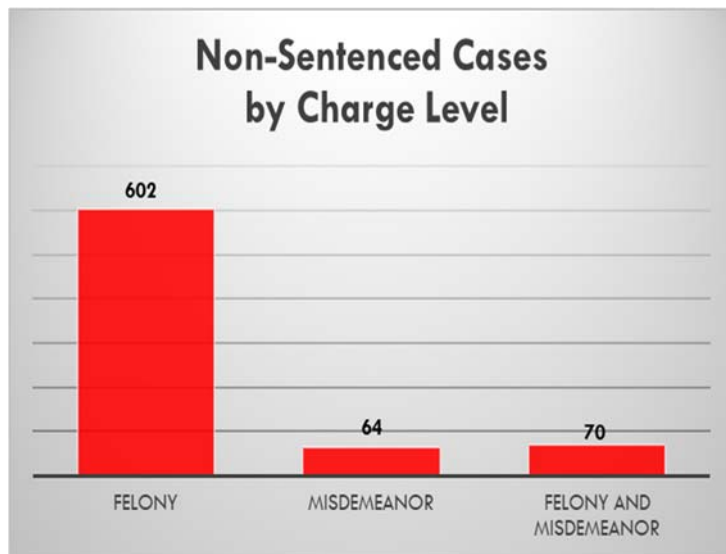
Sentenced Cases Only	
Felony	113
Misdemeanor	5
Felony and Misdemeanor	4

Males		Females	
Black	78	Black	11
White	28	White	5
Other	0	Other	0



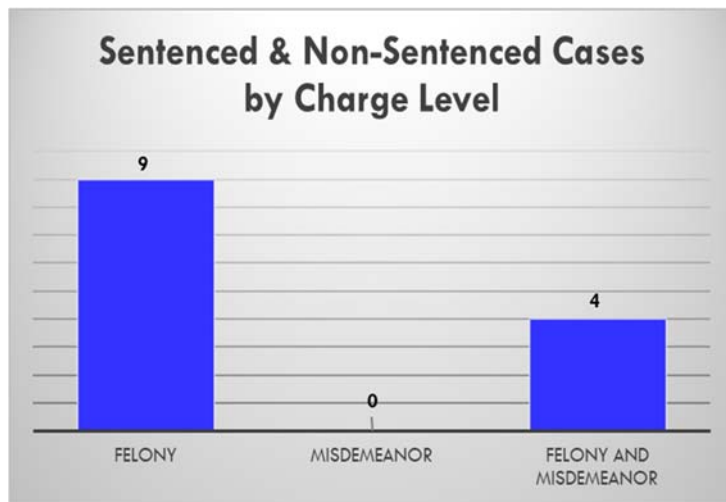
Non-Sentenced Cases	
Felony	602
Misdemeanor	64
Felony and Misdemeanor	70

Males		Females	
Black	493	Black	52
White	157	White	32
Other	2	Other	0



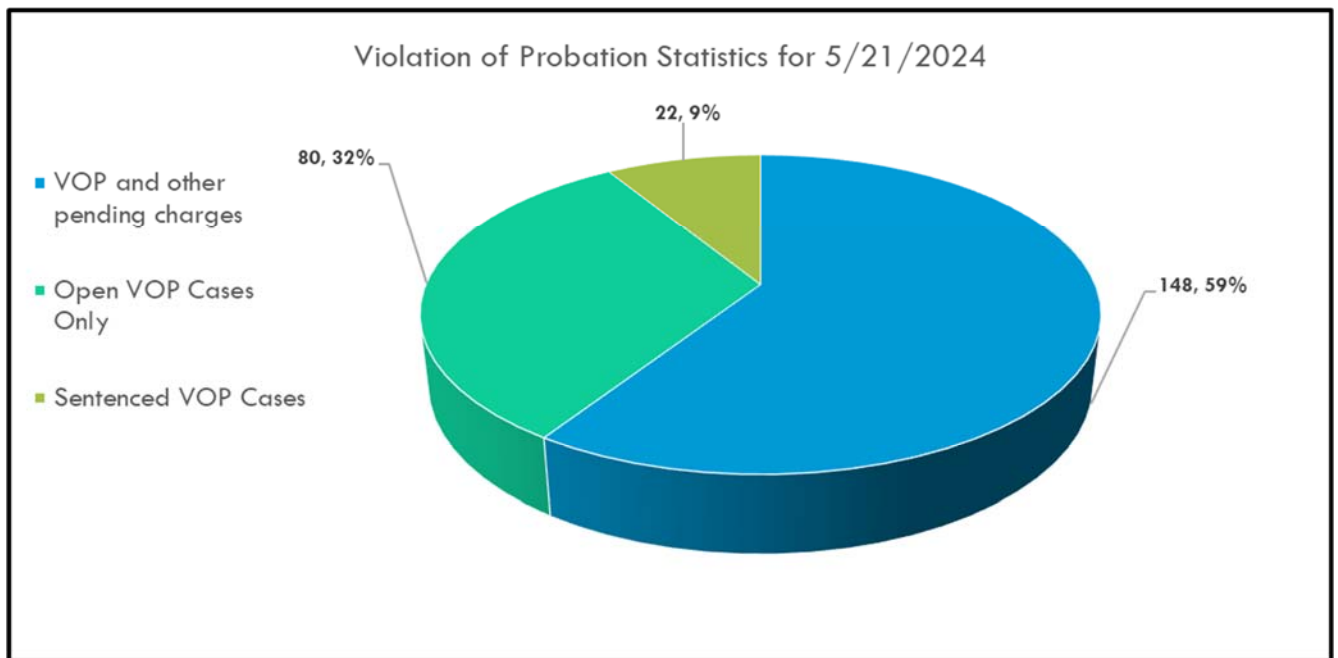
Sentenced & Non-Sentenced Cases	
Felony	9
Misdemeanor	0
Felony and Misdemeanor	4

Males		Females	
Black	11	Black	0
White	2	White	0
Other	0	Other	0

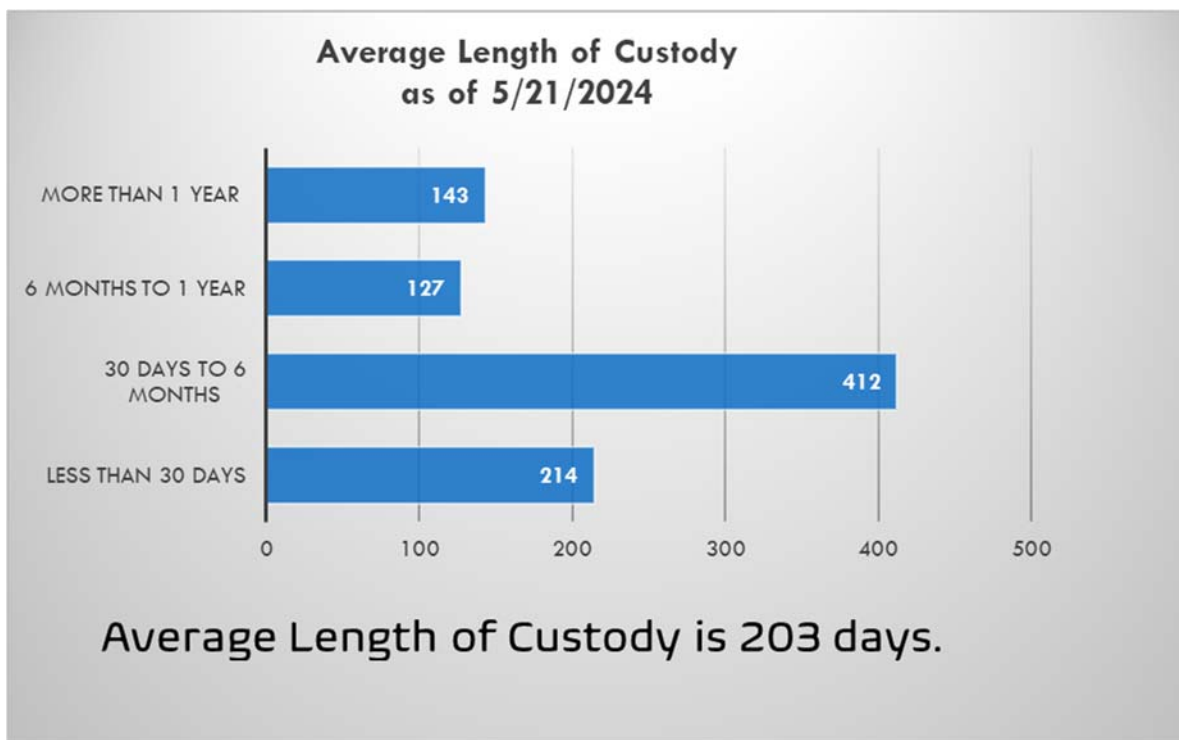


	# of Inmates	Total Days in Jail Since Last Arrest	Average Days in Jail Since Last Arrest
VOP and other pending charges	148	23,639	159.7
Open VOP Cases Only	80	4,380	54.8
Sentenced VOP Cases	22	2,237	101.7

**The total of 228 open VOP cases was inclusive of Open VOP Cases Only, 148 is the total number of open VOP cases with other pending charges and eliminates any duplication.*



Average Length of Custody as of 5/21/2024	
Less than 30 Days	214
30 Days to 6 Months	412
6 Months to 1 Year	127
More than 1 Year	143



**Average number of days for all individuals currently in custody in the detention facility.*

Bond Amount Range	Total # of Inmates	Charge Type			Avg. # of Days
		Felony	Avg. # of Days	Misdemeanor	
Up to \$1,000	45	17	54	28	22
\$1,001 - \$2,500	17	14	45	3	66
\$2,500.01 - \$5,000	25	24	132	1	15
\$5,000.01 - \$10,000	18	17	61	1	0
\$10,000.01 - \$50,000	28	28	189	0	0
More than \$50,000	11	11	632	0	0

LCDF Population by Type of Offense

Felony Charges	
Other Felony Offenders	235
Drugs	101
Other Personal/Violent Offenders	124
Murder	104
Theft/Fraud	85
Burglary	42
Robbery	59
Sex Offense	21
Other Property Offenders	14
Bad Check	0

Misdemeanors	
Bad Check	0
Non-Check	74
Traffic	12
Civil	3
Holds	18

In addition to the 6 juveniles reflected in the table below, 8 juveniles are being held in the Jefferson County Jail during the pendency of their case(s).

Juveniles	
Murder	2
Sex Offense	0
Robbery	3
Drugs	0
Other Personal/Violent Offenses	1
Burglary	0
Other Felony	0
Misdemeanor	0

**Public Safety Coordinating Council
(PSCC)**

CRIMINAL CASE MANAGEMENT

**Monthly Report for
May 21st, 2024**

VETERANS TREATMENT COURT:

Current Number of Veterans in LCDF (7 not currently in VTC): 8
Of the 8 Veterans in LCDF:

- 1 has been sentenced and is awaiting release date
- 6 are set for various court proceedings
- 1 is in VTC

Current VTC Caseload: 36

Of the current caseload, 1 is in LCDF.

Notes:

- Next graduation date set for June.
- Working on recruiting new mentors. Need new Lead Mentor.
- Will be change of Judge in November of 2024 as Judge Aikens retires.

MENTAL HEALTH:

Current Number of Defendants on the Misdemeanor Mental Health docket: 29

*Of the 29, 3 are in the LCDF (1 with felony cases/2 cases where release/treatment plan is being developed). Next Court date is 6/3/24.

Active Mental Health Caseload (defendants with cases set for MH type Court dates): 253 with 286 additional identified at LCDF.

Competency Evaluations

- 96 pending for Leon County
 - 36 in the Community
 - 50 in LCDF
 - 4 in Programs (FSH/DDDP/Apalachee Residential)
 - 6 in Capias Status

Waiting to be Placed with DCF/APD: 8

- DCF – 8 (oldest waiting is April 8, 2024) (7 males/1 female)
- APD – 0

Waiting to Return to LCDF: 0 (3 additional clients being held on Rubio at FSH)

DRUG COURT (Felony):

Current FDC caseload: 29

Pending referrals: 3

Number currently in LCDF: 0

- All treatment sessions, court hearings and staffing are continuing to be held via zoom and/or in person. With new participants requesting entry almost every week.

Special Notes for March:

- Next graduation date: June 7, 2024

LEON COUNTY SUPERVISED PRETRIAL RELEASE PROGRAM



*Electronic Monitoring Program Report
For the Month April 2024*

Monthly Statistical Data April 1, 2024 – April 30, 2024

Table 1

	Enrolled on G.P.S.	Ordered G.P.S. but NOT Enrolled	Enrolled on G.P.S. (Probation, Mental Health & VTC)	Ordered GPS but NOT Enrolled (Probation, Mental Health, & VTC)	Enrolled on SCRAM	Ordered SCRAM but NOT Enrolled (SCRAM)	Enrolled on SCRAM (Probation, Mental Health & VTC)	Ordered SCRAM but not Enrolled (Probation, Mental Health & VTC)	Total Enrolled on EM
Beginning Caseload (Previous Month)	105	71	8	2	9	4	2	1	124
New Clients Assigned	17	0	0	0	2	0	0	0	19
Transferred In	1	1	0	0	1	0	0	0	2
Clients Reins. From Inactive	6	-6	0	0	0	0	0	0	6
Clients Dropped to Inactive	-15	15	-1	1	-1	1	0	0	-17
Transferred Out	0	0			0	0			0
Clients Terminated	-9	-9	0	-2	-3	0	0	-1	-12
Successful	-9	-4	0	0	-3	0	0	0	-12
Unsuccessful - Court Action		-5		-2		0		-1	-8
Ending Caseload for Month*	105	72	7	1	8	5	2	0	122

*The chart above depicts the caseloads as of the last day of the month.

*As of April 30th, after violations and closures there were 112 defendants being supervised on Active G.P.S. units.

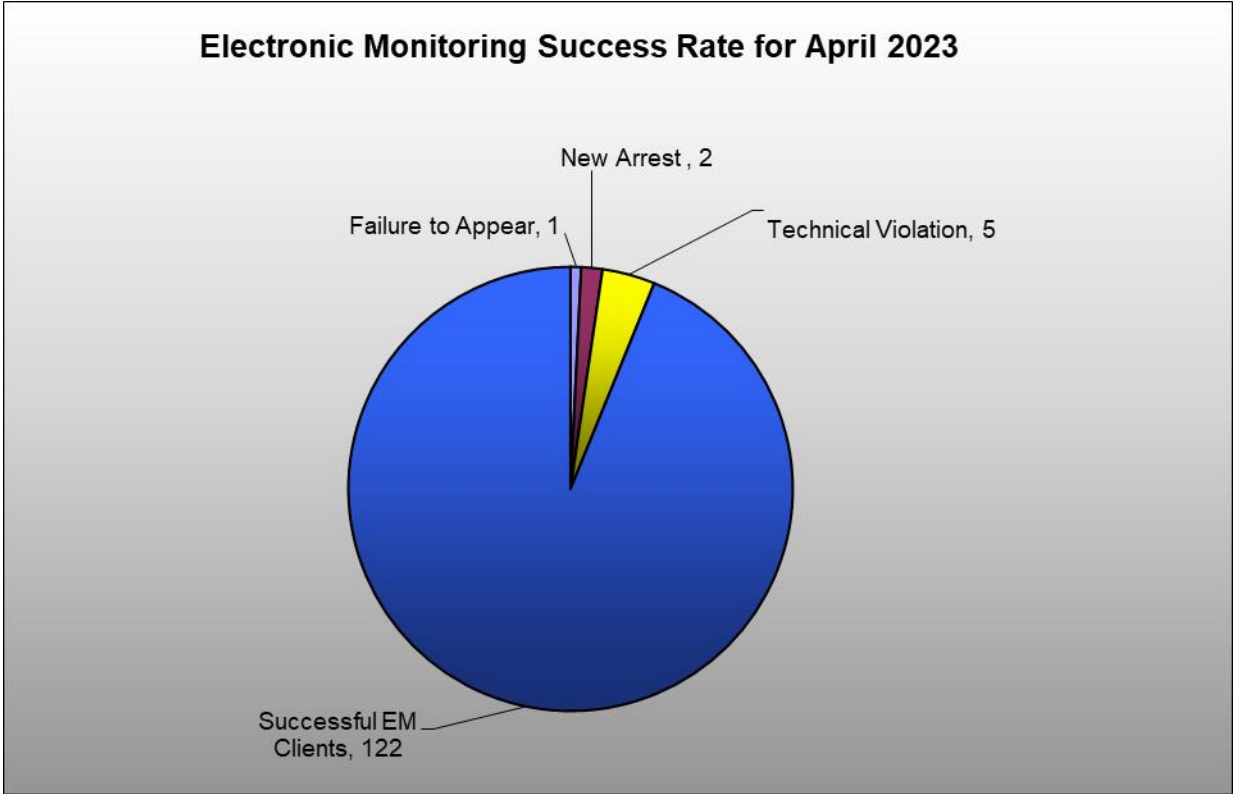
*There are no defendants ordered to wear both a G.P.S. and SCRAM monitor simultaneously.

*There are 4 (4-GPS and 0-SCRAM) defendants assigned to Mental Health Pretrial Release being supervised on electronic monitoring.

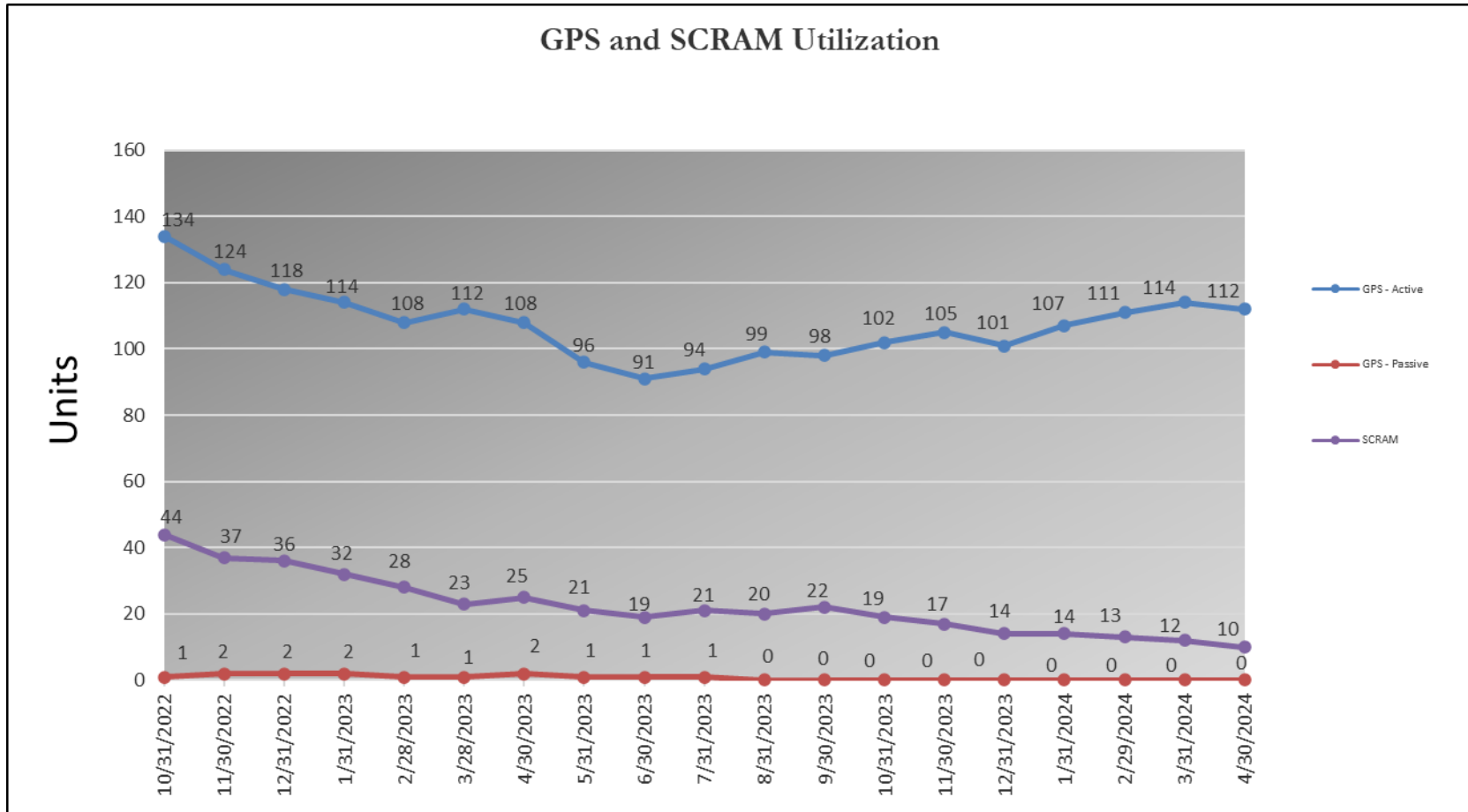
Table 2

EM Unsuccessful Closures	GPS	SCRAM	Total EM
FTA Rate	1	0	1
New Arrest Rate	2	0	2
Tech. Violation Rate	4	1	5

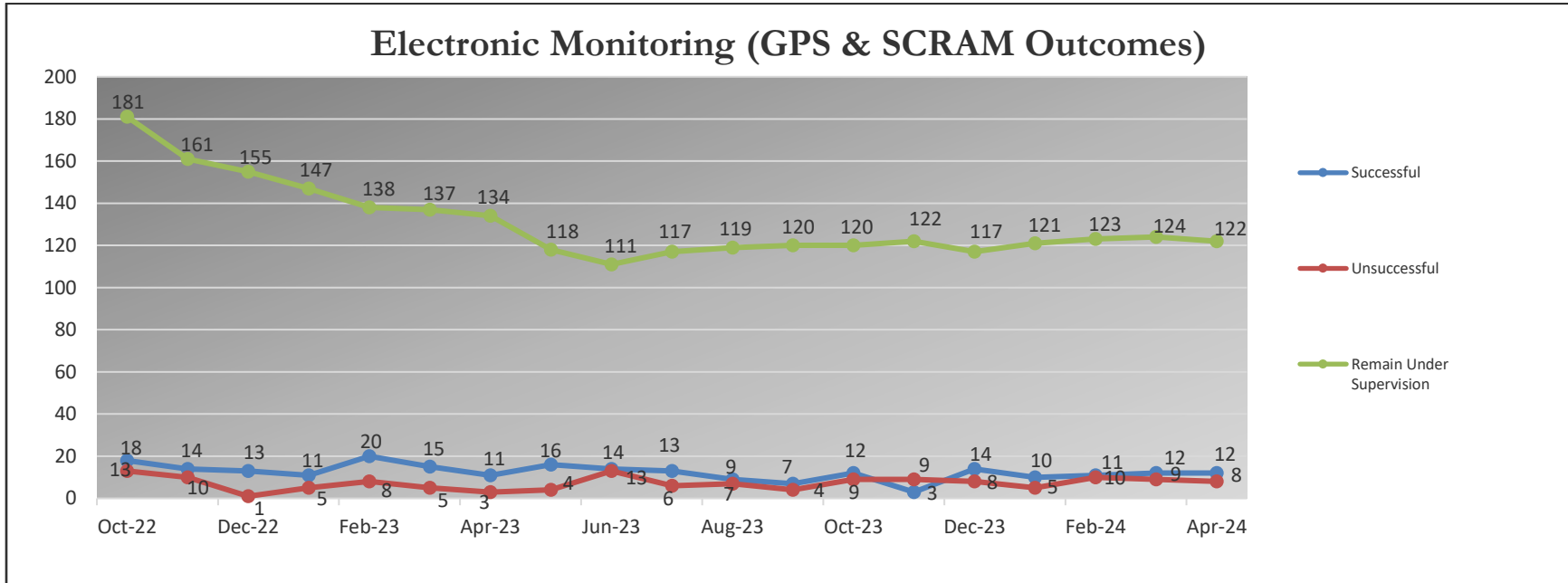
Monthly Statistical Data
April 1, 2024 – April 30, 2024



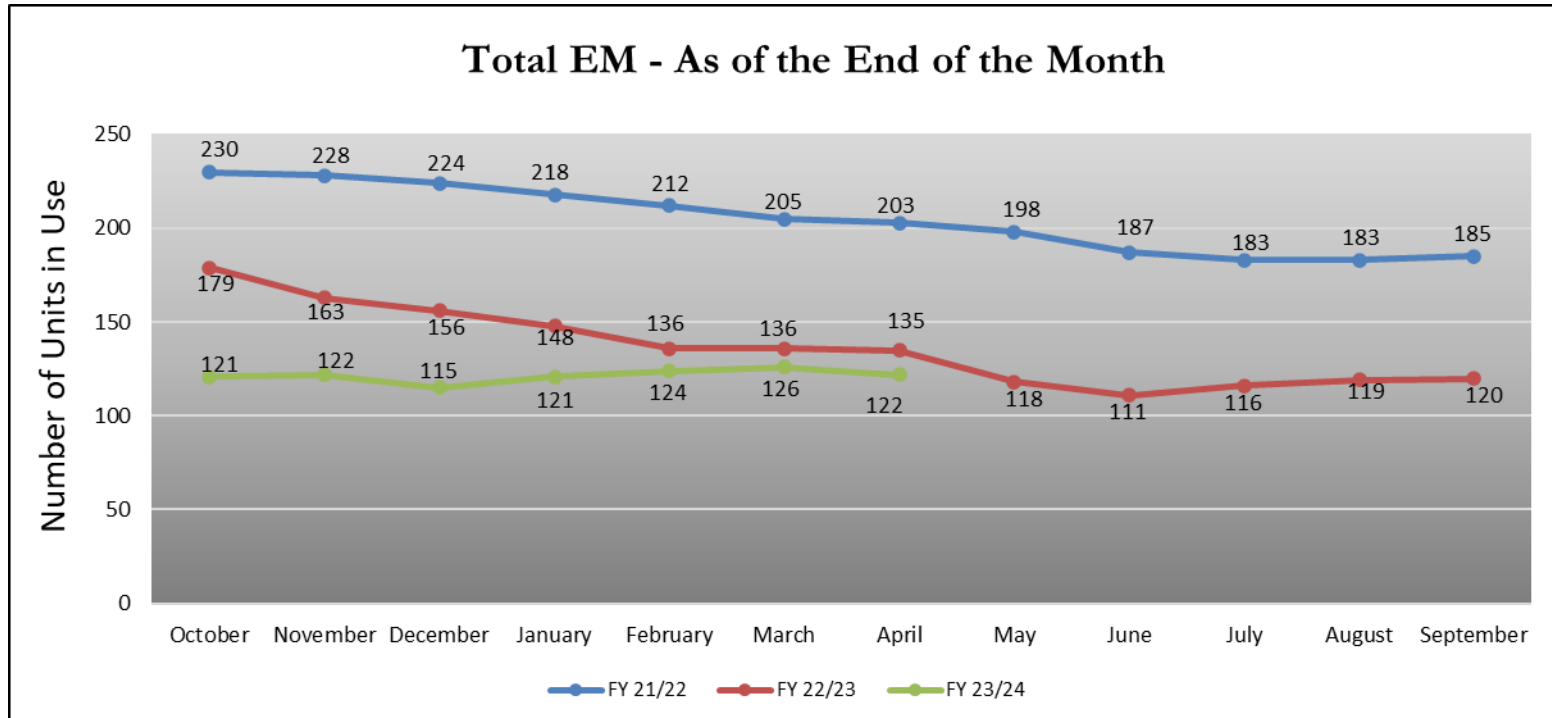
*Monthly Trend Data
October 2022 – April 2024*



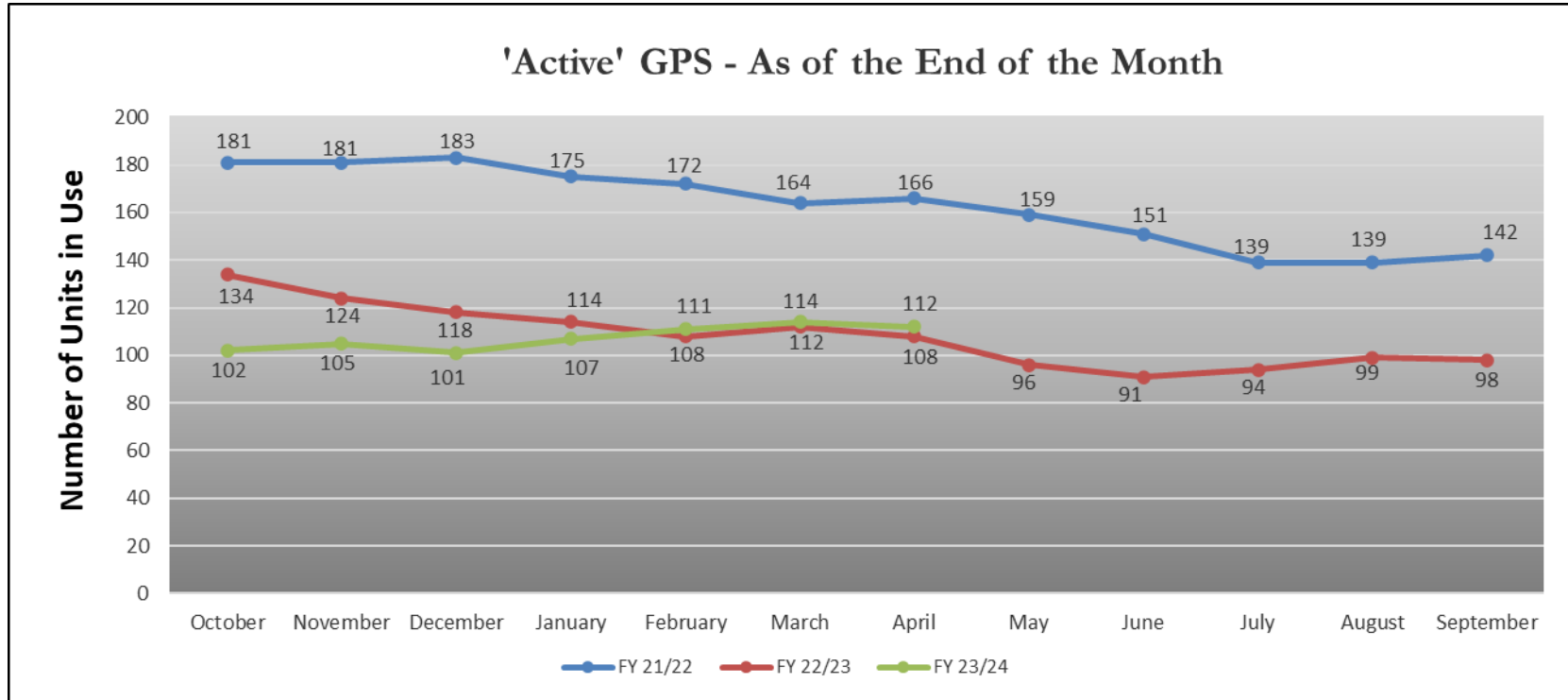
Monthly Trend Data October 2022 – April 2024



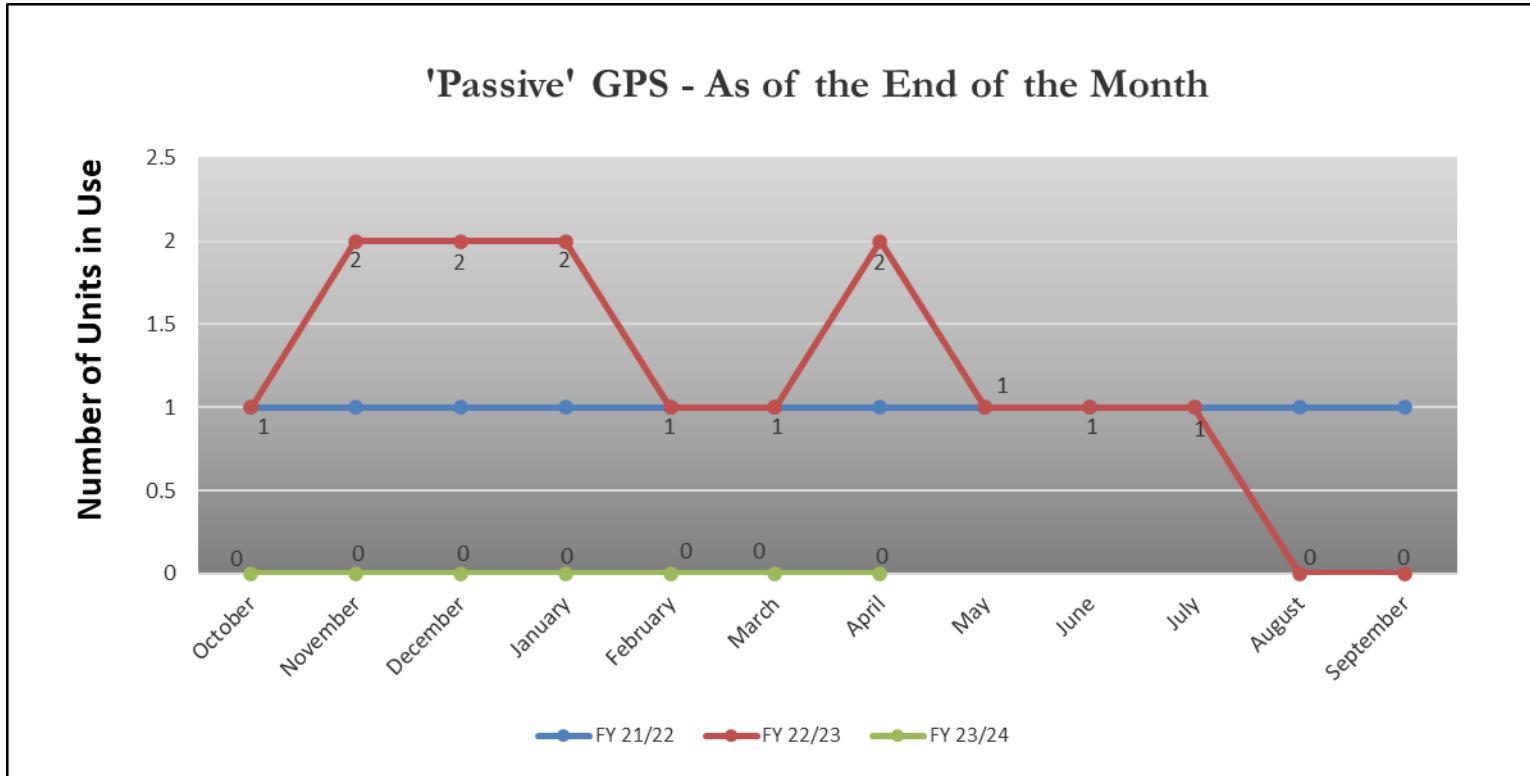
Yearly Trend Data
October 2022 – April 2024



Yearly Trend Data
October 2022 – April 2024



*Yearly Trend Data
October 2022 – April 2024*



Monthly Fiscal Data
April 1, 2024 – April 30, 2024

Electronic Monitoring Type	Prior Period's YTD	Current Period Collection	YTD Total Collections
<i>SCRAM Collections</i>	\$2,298	\$0	\$2,298
<i>GPS Collections</i>	\$13,254	\$1,547	\$14,801

As of the end of the month, the following are the totals for electronic monitoring fees waived or allowed to accrue during the pendency of the case(s).

	YTD Accruals	YTD Waivers
<i>GPS</i>	\$ 53,742.28	\$ 844.59
<i>SCRAM</i>	\$ 6,961.50	\$ -

LEON COUNTY SUPERVISED PRETRIAL RELEASE PROGRAM



*Electronic Monitoring Program Report
For the Month May 2024*

*Monthly Statistical Data
May 1, 2024 – May 31, 2024*

Table 1

	Enrolled on G.P.S.	Ordered G.P.S. but NOT Enrolled	Enrolled on G.P.S. (Probation, Mental Health & VTC)	Ordered GPS but NOT Enrolled (Probation, Mental Health, & VTC)	Enrolled on SCRAM	Ordered SCRAM but NOT Enrolled (SCRAM)	Enrolled on SCRAM (Probation, Mental Health & VTC)	Ordered SCRAM but not Enrolled (Probation, Mental Health & VTC)	Total Enrolled on EM
Beginning Caseload (Previous Month)	105	71	7	1	8	5	2	0	122
New Clients Assigned	22	0	1	0	0	0	0	0	23
Transferred In	2	1	0	0	2	0	0	0	4
Clients Reins. From Inactive	4	-4	0	0	1	-1	0	0	5
Clients Dropped to Inactive	-17	17	0	0	-1	1	0	0	-18
Transferred Out	-2	0	0	0	0	0	0	0	-2
Clients Terminated	-5	-11	0	0	0	-1	0	0	-5
Successful	-5	-4	0	0	0	-1	0	0	-5
Unsuccessful - Court Action		-7		0		0		0	-7
Ending Caseload for Month*	109	74	8	1	10	4	2	0	129

*The chart above depicts the caseloads as of the last day of the month.

*As of May 31st, after violations and closures there were 117 defendants being supervised on Active G.P.S. units.

*There are no defendants ordered to wear both a G.P.S. and SCRAM monitor simultaneously.

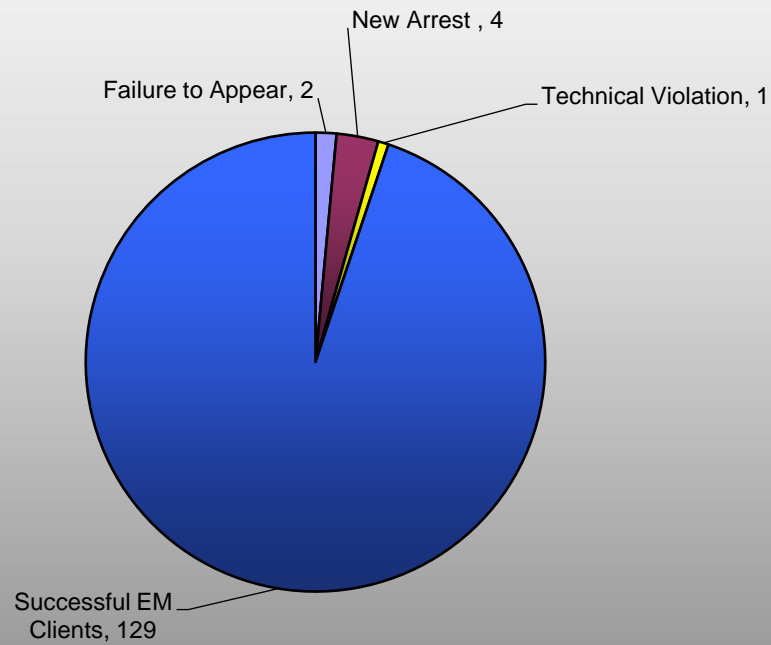
*There are 4 (4-GPS and 0-SCRAM) defendants assigned to Mental Health Pretrial Release being supervised on electronic monitoring.

Table 2

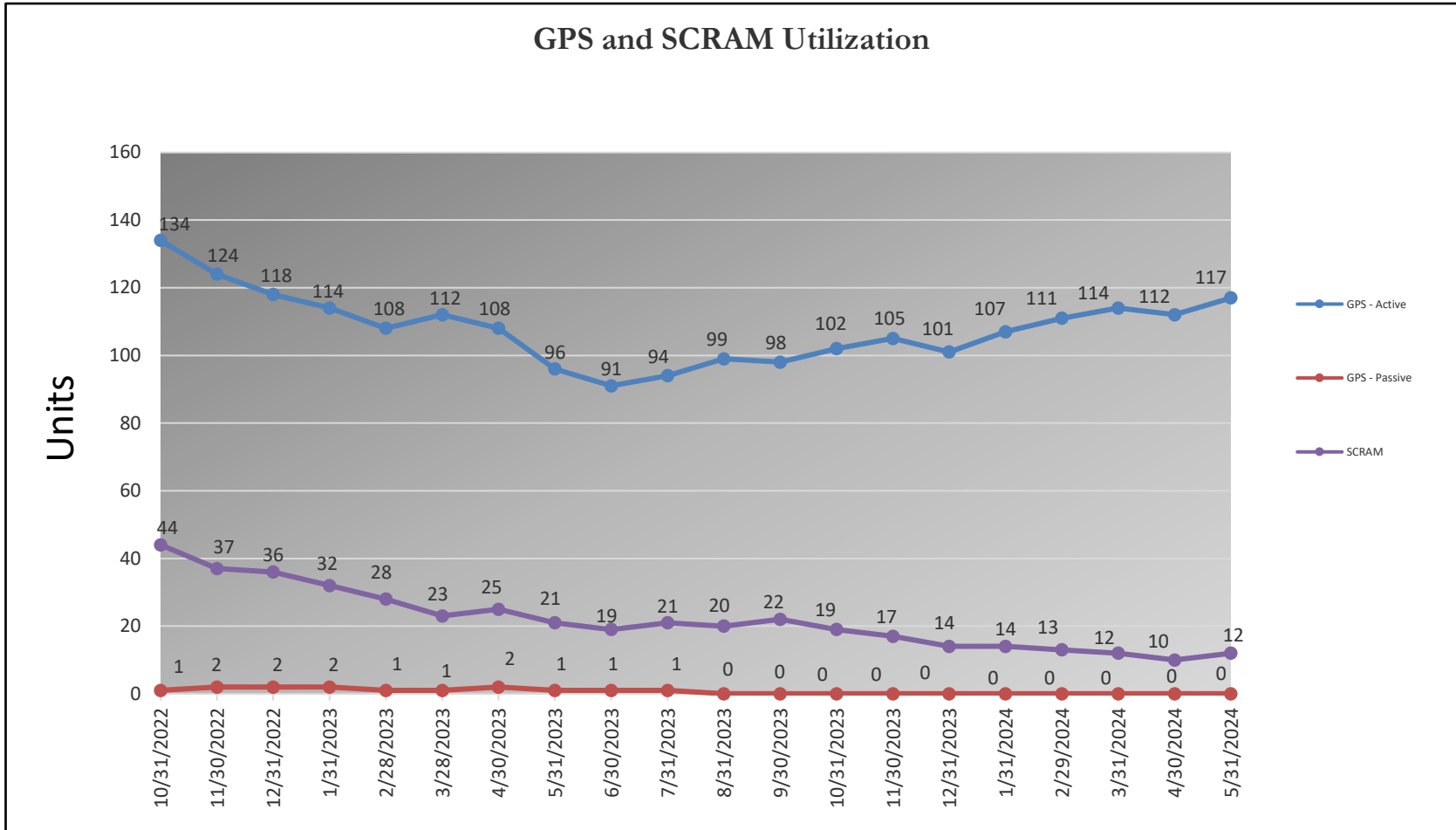
EM Unsuccessful Closures	GPS	SCRAM	Total EM
FTA Rate	2	0	2
New Arrest Rate	4	0	4
Tech. Violation Rate	1	0	1

Monthly Statistical Data
May 1, 2024 – May 31, 2024

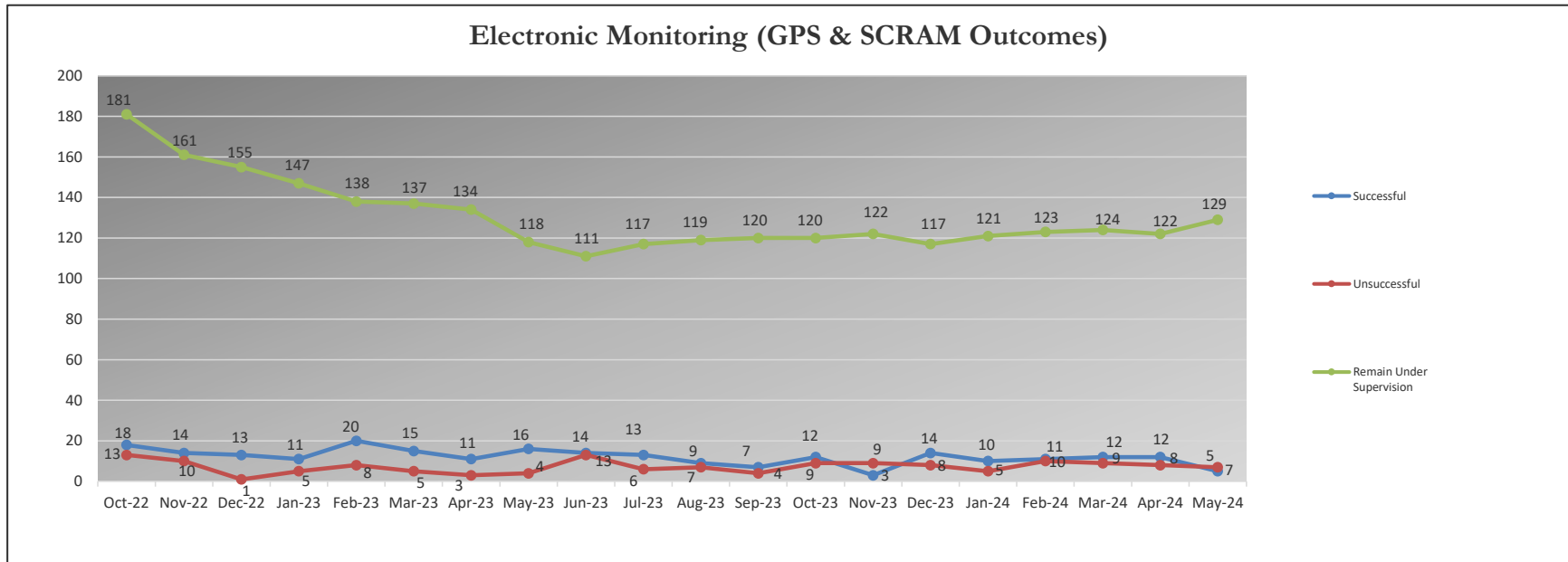
Electronic Monitoring Success Rate for May 2024



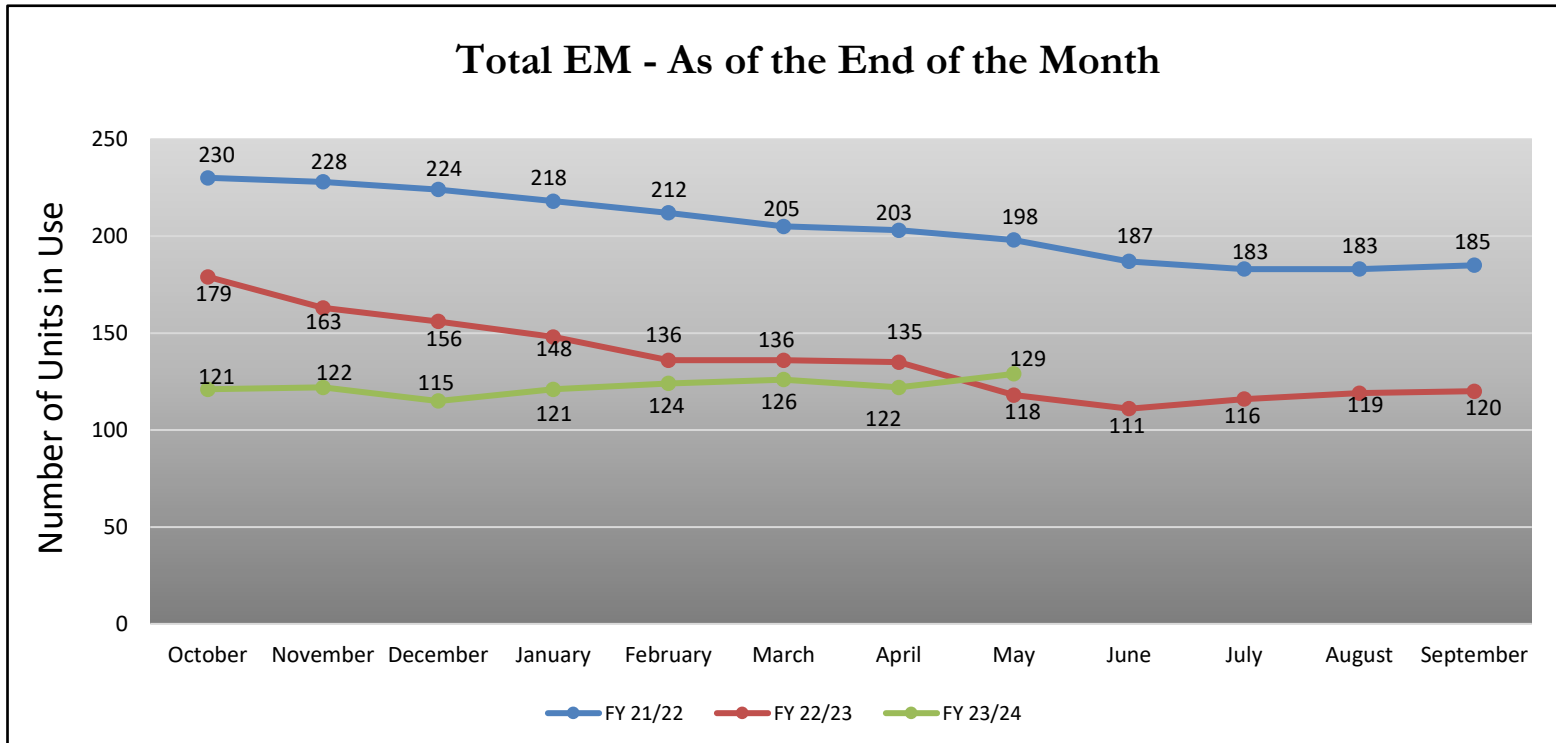
Monthly Trend Data
October 2022 – May 2024



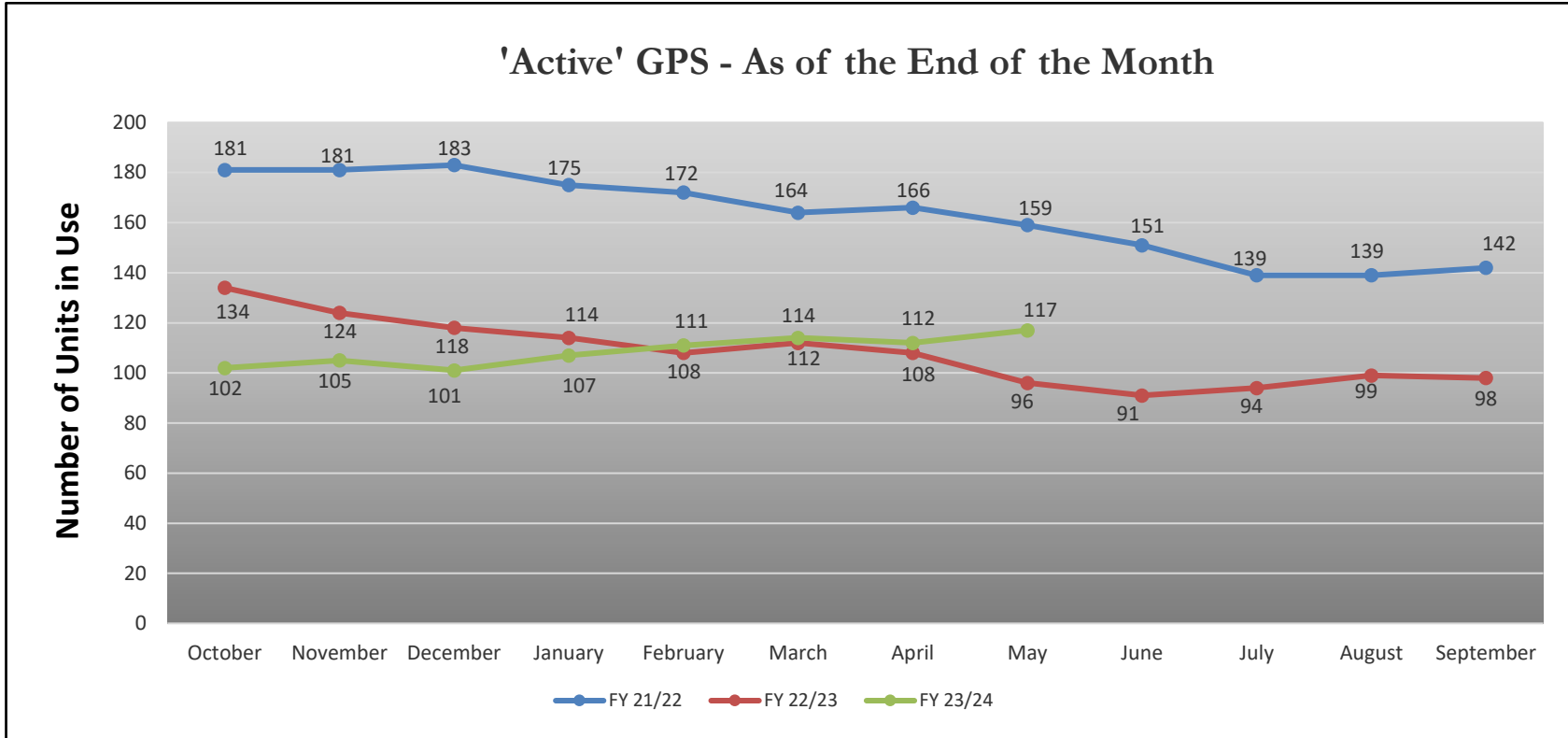
Monthly Trend Data October 2022 – May 2024



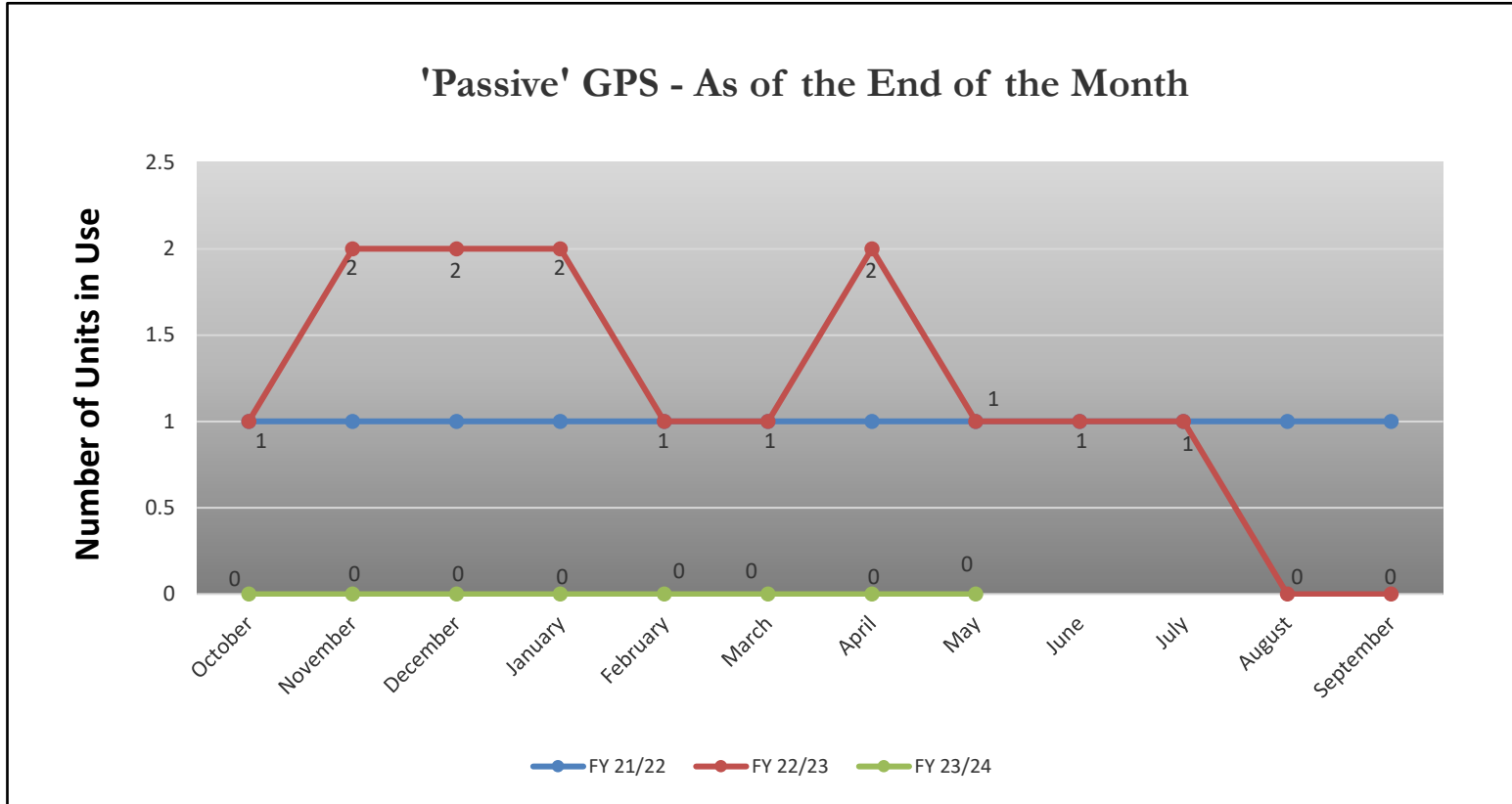
Yearly Trend Data
October 2022 – May 2024



Yearly Trend Data
October 2022 – May 2024



*Yearly Trend Data
October 2022 – May 2024*



*Monthly Fiscal Data
May 1, 2024 – May 31, 2024*

Electronic Monitoring Type	Prior Period's YTD	Current Period Collection	YTD Total Collections
<i>SCRAM Collections</i>	\$2,298	\$150	\$2,448
<i>GPS Collections</i>	\$15,416	\$577	\$15,993

As of the end of the month, the following are the totals for electronic monitoring fees waived or allowed to accrue during the pendency of the case(s).

	YTD Accruals	YTD Waivers
GPS	\$ 61,726.95	\$ 1,030.28
SCRAM	\$ 6,961.50	\$ -

LEON COUNTY SUPERVISED PRETRIAL RELEASE PROGRAM



*Electronic Monitoring Program Report
For the Month June 2024*

*Monthly Statistical Data
June 1, 2024 – June 30, 2024*

Table 1

	Enrolled on G.P.S.	Ordered G.P.S. but NOT Enrolled	Enrolled on G.P.S. (Probation, Mental Health & VTC)	Ordered GPS but NOT Enrolled (Probation, Mental Health, & VTC)	Enrolled on SCRAM	Ordered SCRAM but NOT Enrolled (SCRAM)	Enrolled on SCRAM (Probation, Mental Health & VTC)	Ordered SCRAM but not Enrolled (Probation, Mental Health & VTC)	Total Enrolled on EM
Beginning Caseload (Previous Month)	109	74	8	1	10	4	2	0	129
New Clients Assigned	19	0	2	0	1	0	1	0	23
Transferred In	1	0	0	0	2	0	0	0	3
Clients Reins. From Inactive	6	-6	0	0	1	-1	0	0	7
Clients Dropped to Inactive	-19	19	0	0	-2	2	0	0	-21
Transferred Out	-4	-1			0	0	0	0	-4
Clients Terminated	-8	-15	-1	-1	-2	0	-1	0	-12
Successful	-8	-7	-1	0	-2	0	-1	0	-12
Unsuccessful - Court Action		-8		-1		0		0	-9
Ending Caseload for Month*	104	71	9	0	10	5	2	0	125

*The chart above depicts the caseloads as of the last day of the month.

*As of June 30th, after violations and closures there were 113 defendants being supervised on Active G.P.S. units.

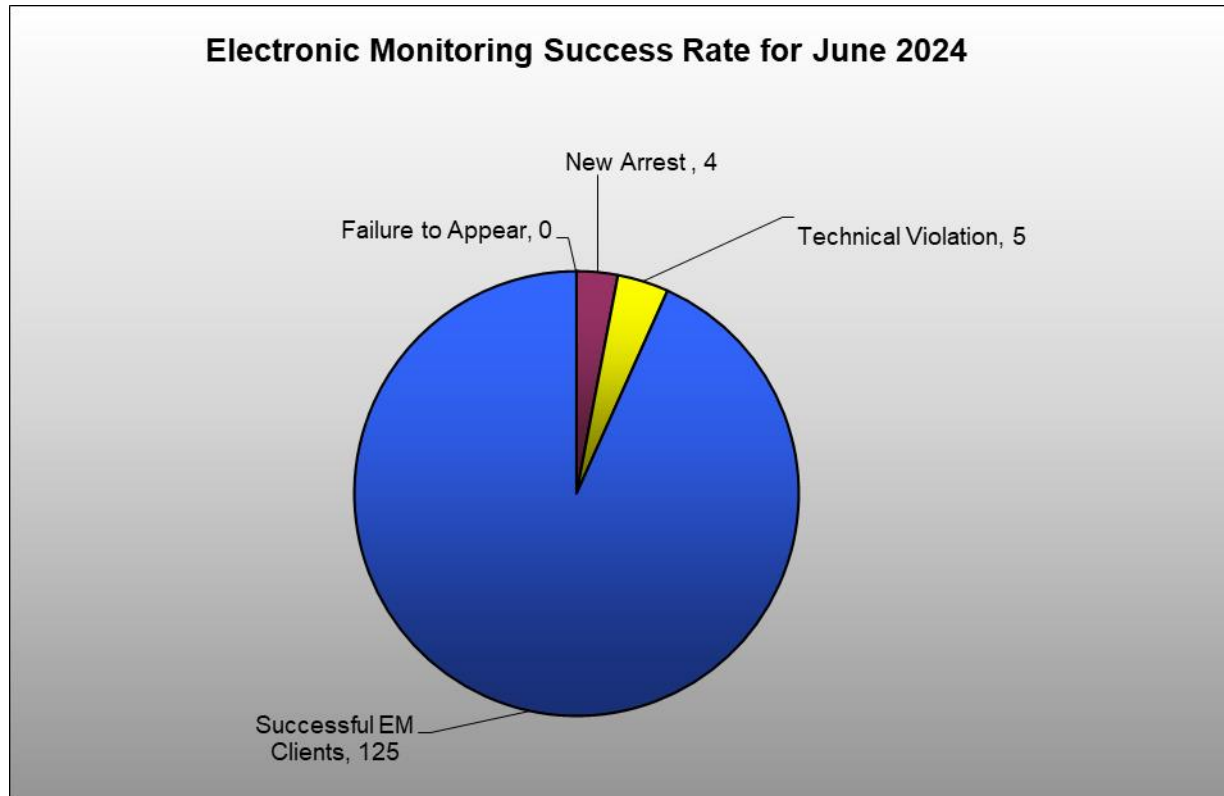
*There are no defendants ordered to wear both a G.P.S. and SCRAM monitor simultaneously.

*There are 4 (4-GPS and 0-SCRAM) defendants assigned to Mental Health Pretrial Release being supervised on electronic monitoring.

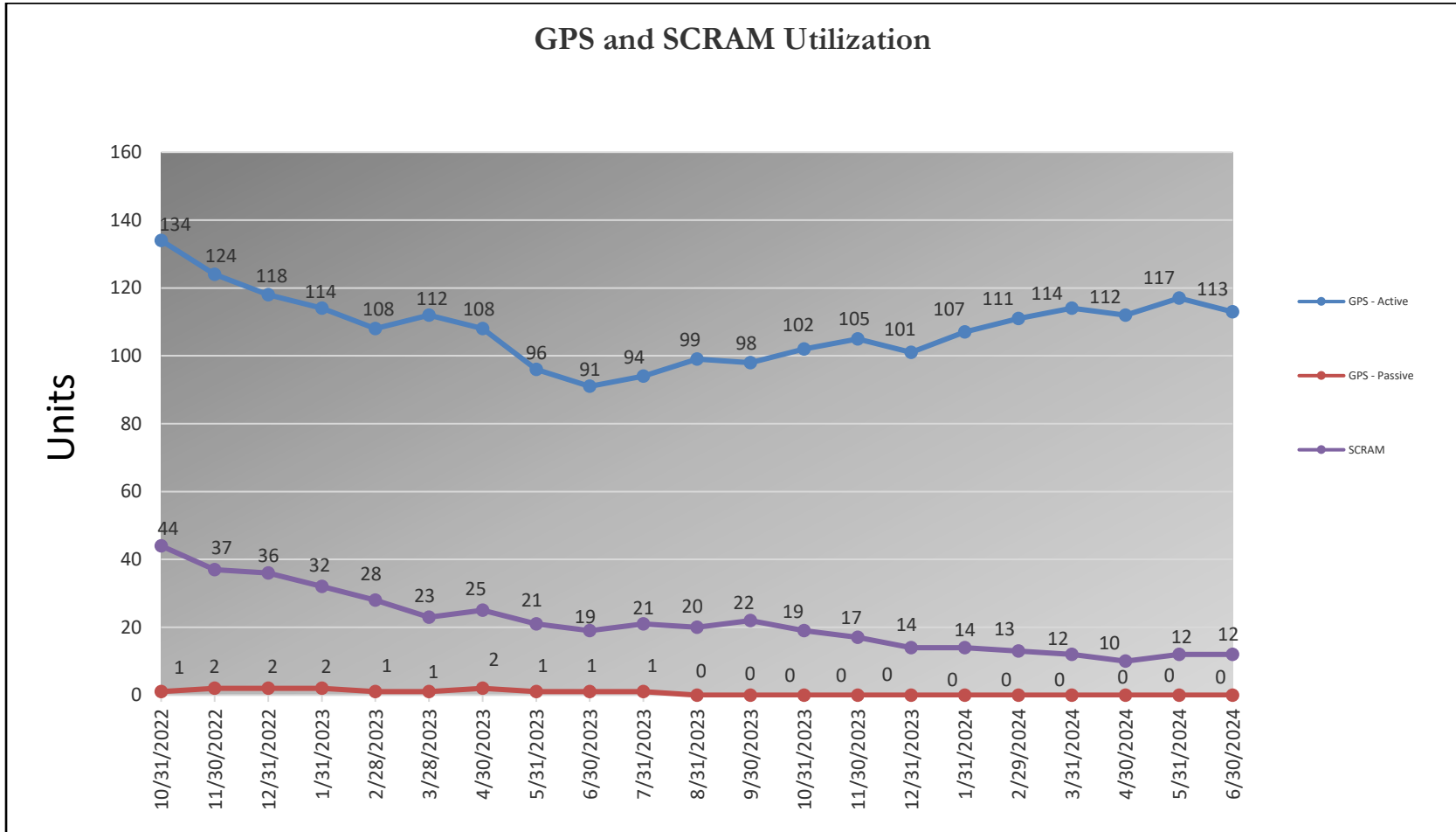
Table 2

EM Unsuccessful Closures	GPS	SCRAM	Total EM
<i>FTA Rate</i>	0	0	0
<i>New Arrest Rate</i>	4	0	4
<i>Tech. Violation Rate</i>	5	0	5

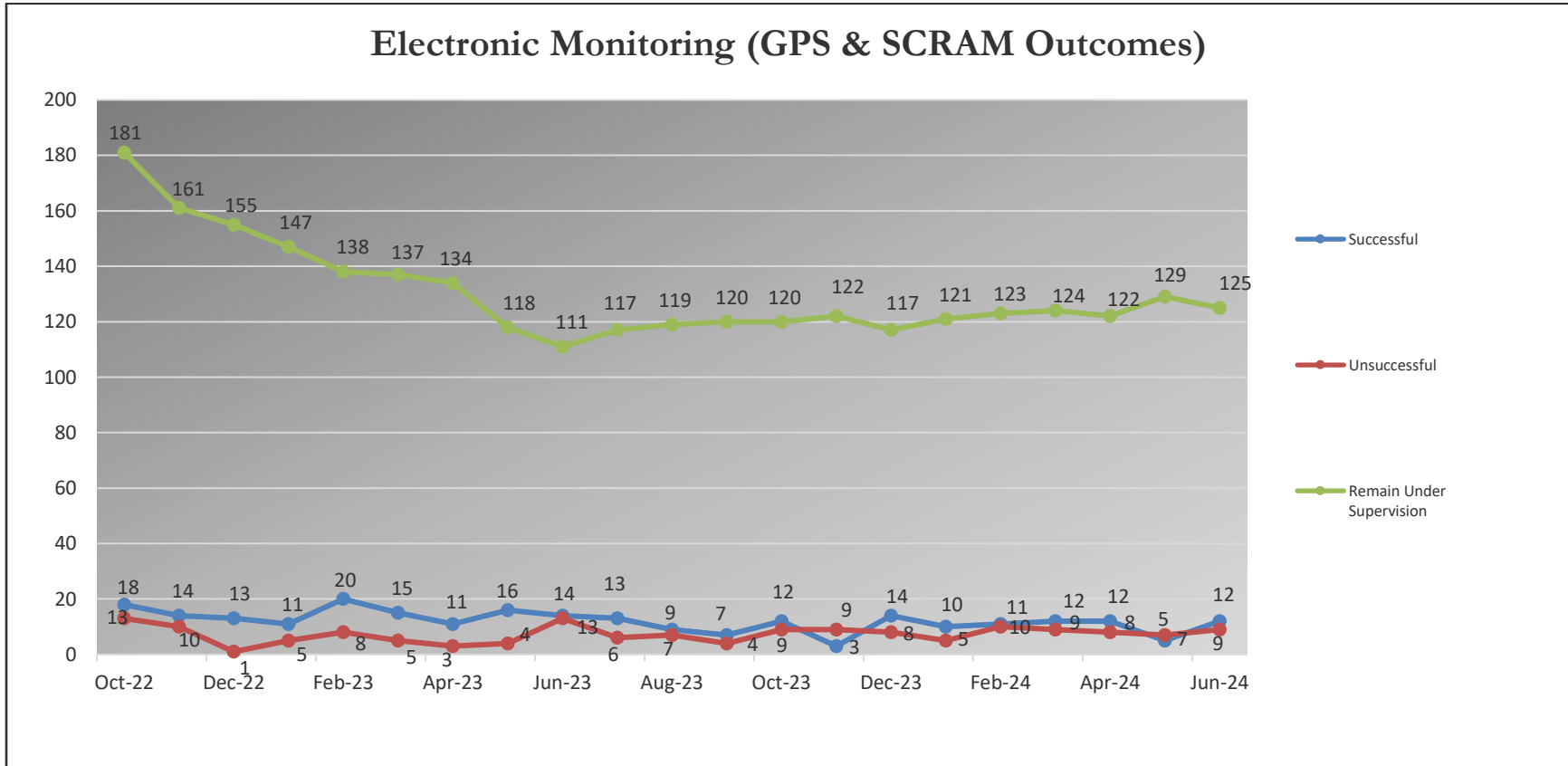
Monthly Statistical Data
June 1, 2024 – June 30, 2024



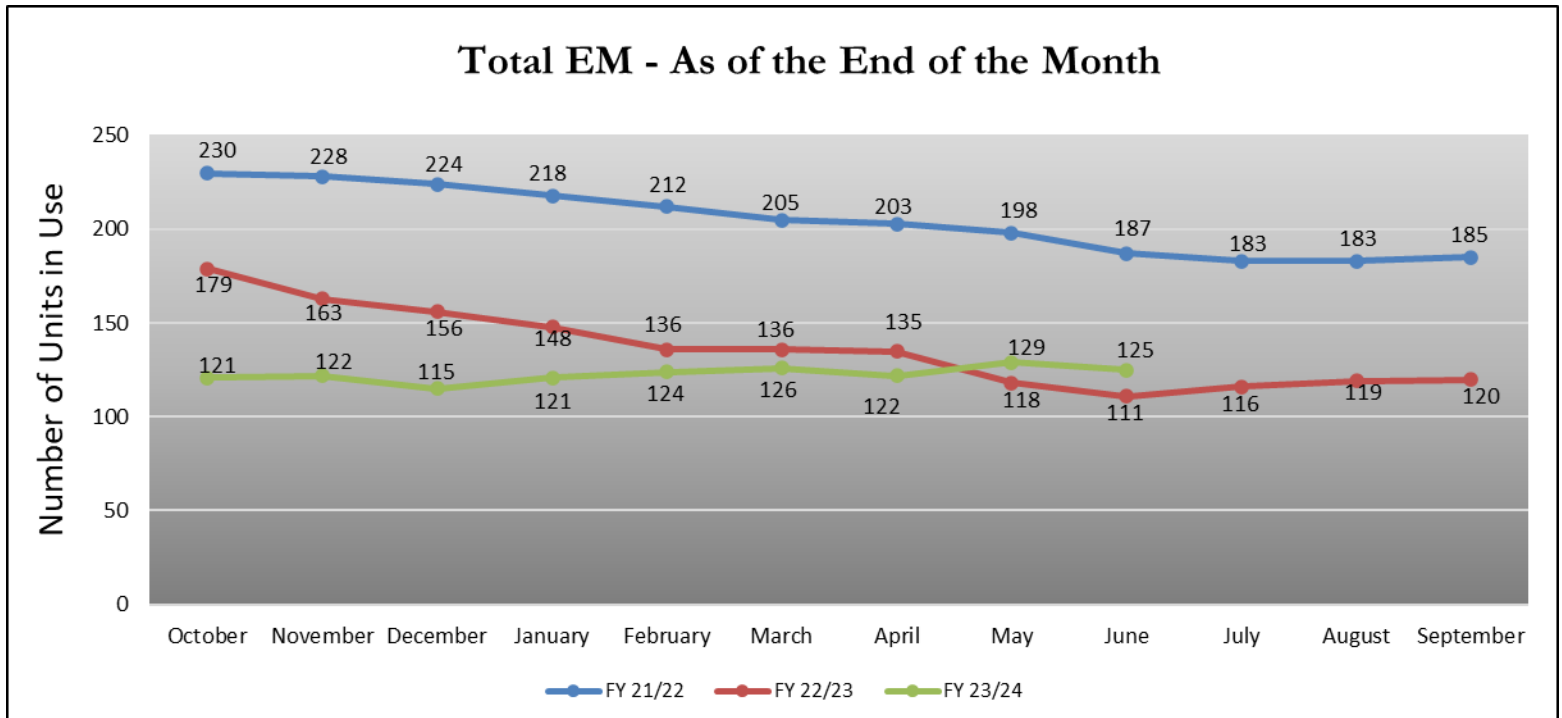
Monthly Trend Data October 2022 – June 2024



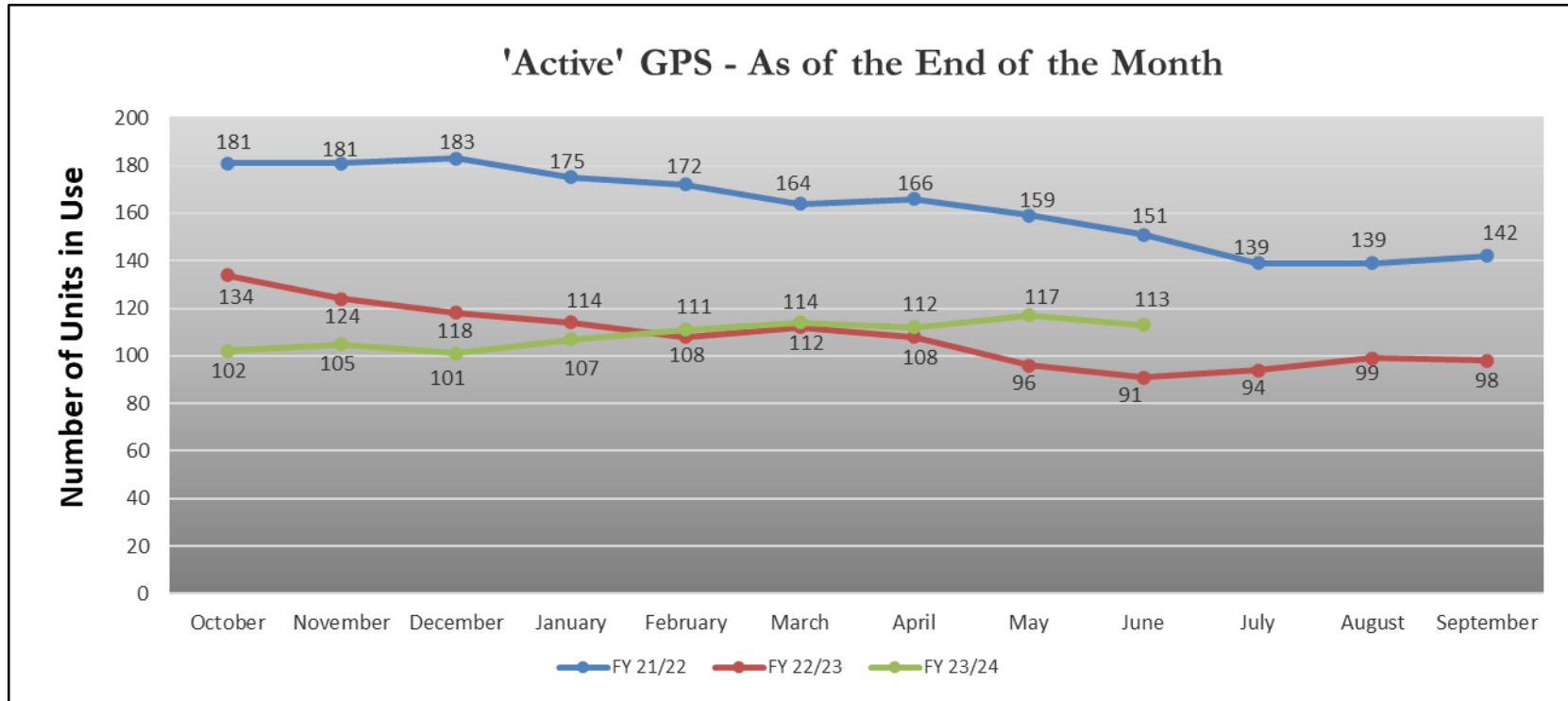
*Monthly Trend Data
October 2022 – June 2024*



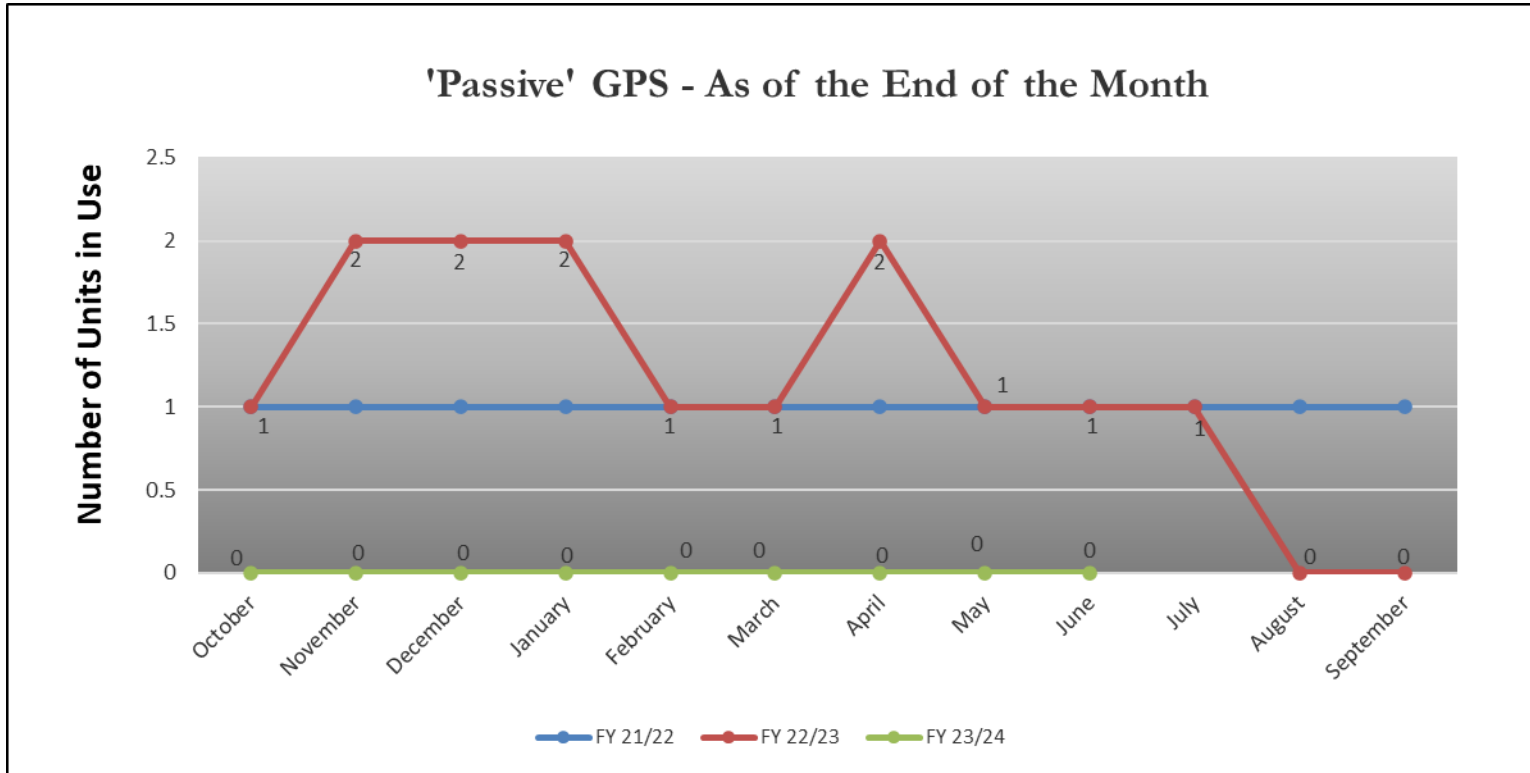
Yearly Trend Data
October 2022 – June 2024



Yearly Trend Data
October 2022 – June 2024



*Yearly Trend Data
October 2022 – June 2024*



*Monthly Fiscal Data
June 1, 2024 – June 30, 2024*

Electronic Monitoring Type	Prior Period's YTD	Current Period Collection	YTD Total Collections
<i>SCRAM Collections</i>	<i>\$2,448</i>	<i>\$10</i>	<i>\$2,458</i>
<i>GPS Collections</i>	<i>\$15,993</i>	<i>\$5,333</i>	<i>\$21,326</i>

As of the end of the month, the following are the totals for electronic monitoring fees waived or allowed to accrue during the pendency of the case(s).

	YTD Accruals	YTD Waivers
GPS	\$ 75,725.58	\$ 1,209.98
SCRAM	\$ 7,157.00	\$ -